

OFD-CI2ELBASE-90- 2 Stage 90° Electric Height Adjustable Base

OFD-CI2ELBASE-90- 2 Stage 90° Electric Height Adjustable Base




(-BS) Brushed Silver



3 Memory Controller
with 2 USB Ports

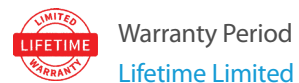
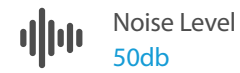
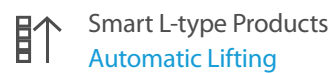
Paint



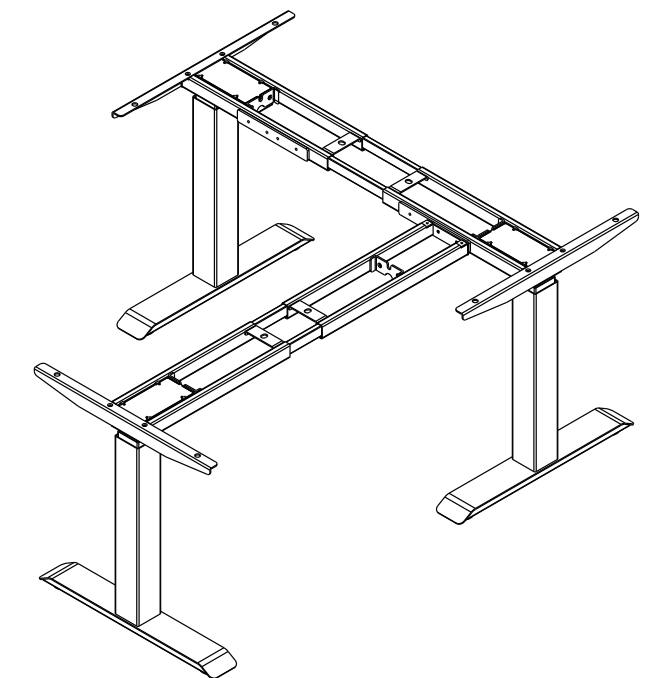
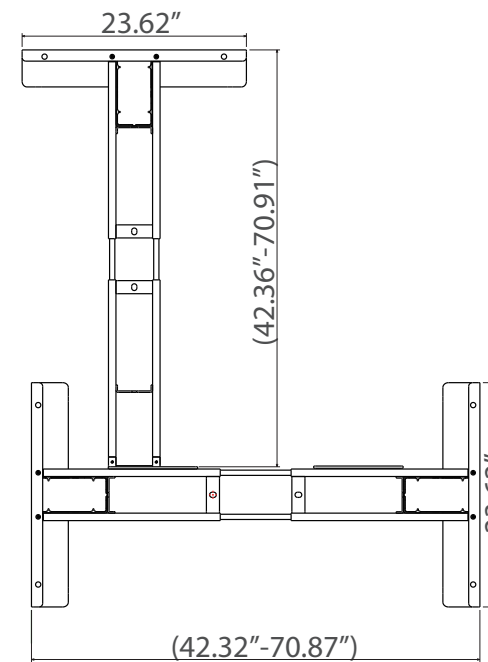
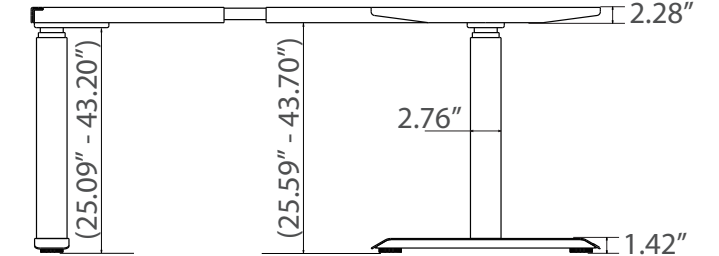
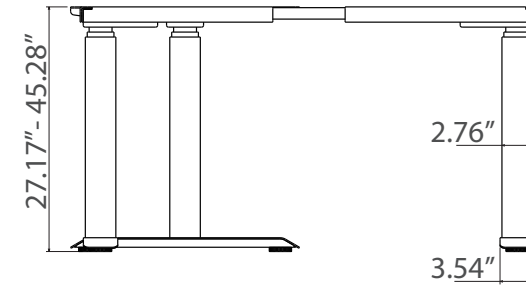
Brushed Silver

White

Black



RoHS



TYPE	DATA
Leg Shape	Square
Frame Height Adjustable Range	27.17" - 45.28" (Top adds 1.1")
Frame Adjustable Range	W(42.36-70.91")+(42.32-70.87")*D(23.62")
Foot Length Size	23.62"
Speed	1.26 "/second
Maximum Lifting Capacity	330 lbs
Input	100-240V