

OFD-CI3ELBASE-A- 3 Stage, Dual Motor Electric Height Adjustable Base

OFD-CI3ELBASE-A- 3 Stage, Dual Motor Electric Height Adjustable Base

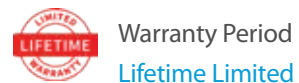
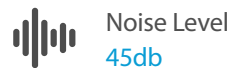
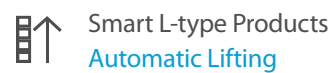
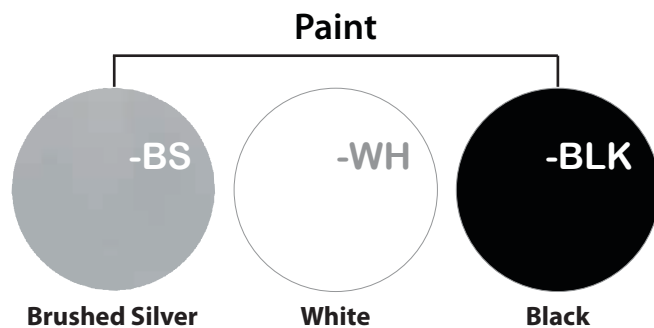


(-BS) Brushed Silver

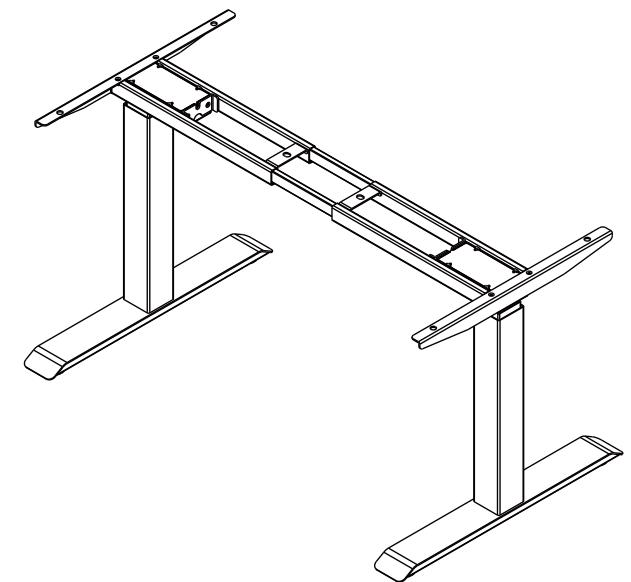
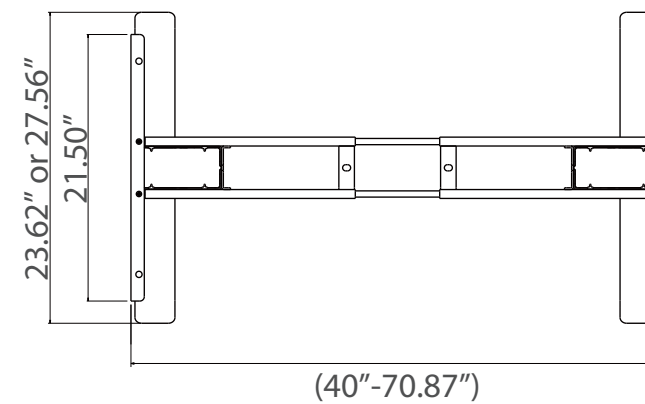
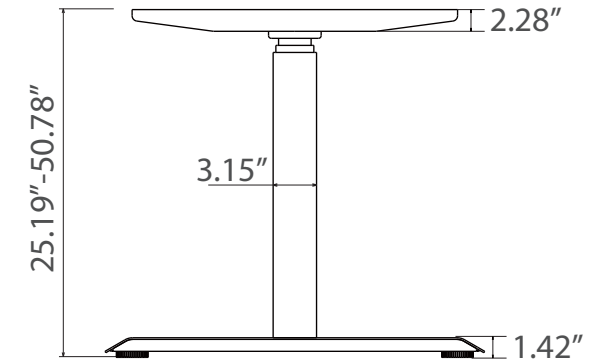
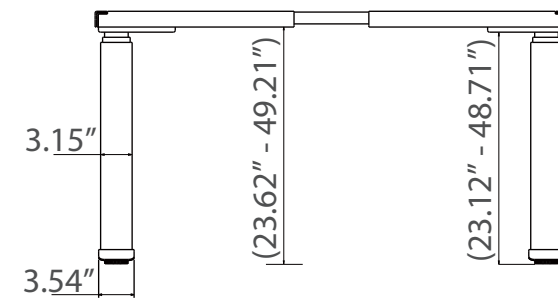


3 Memory Controller with 2 USB Ports

(Optional Casters)



RoHS



TYPE	DATA
Leg Shape	Square
Frame Height Adjustable Range	25.19" - 50.78" (Top adds 1.1")
Frame Adjustable Range	W(40-70.87")*D(21.5")
Foot Length Size (2 Options)	23.62" or 27.56"
Speed	1.6" /second
Maximum Lifting Capacity	264 lbs
Input	100-240V