



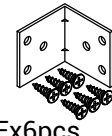


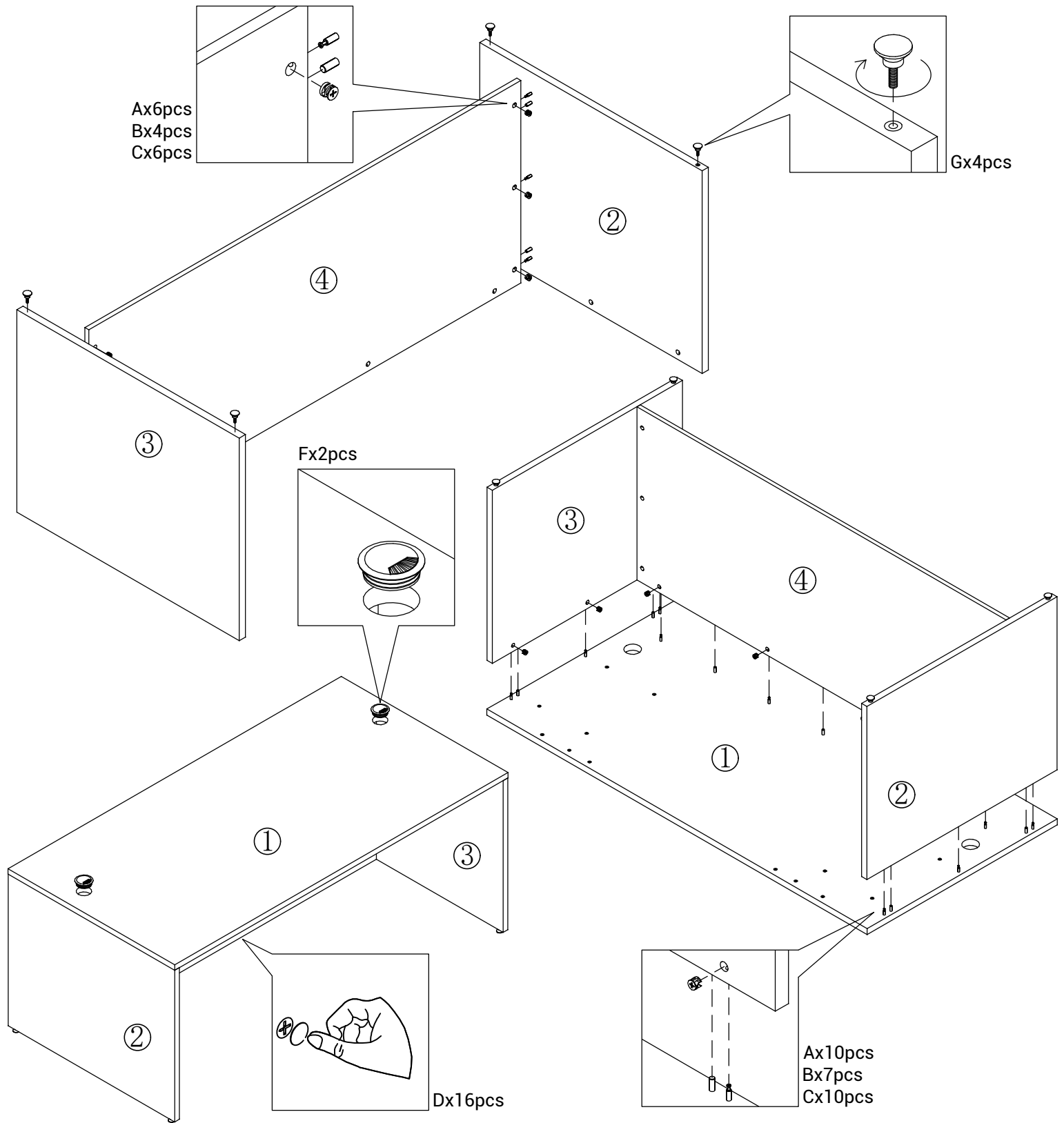


ASSEMBLY INSTRUCTIONS

MODEL NO.: OFD101GO / OFD102GO / OFD103GO / OFD105GO

						
Ax16pcs	Bx11pcs	Cx16pcs	Dx16pcs	Ex6pcs	Fx2pcs	Gx4pcs



IMPORTANT NOTE:

- Place all laminated parts on a clean and smooth surface such as a rug or carpet to avoid the parts from being scratched.
- Check to be sure that you have all parts and hardware.
- Remove all wrapping materials, including staples & packing straps before you start to assemble.
- Don't tighten all screws/bolts until all completely assembled.
- Keep all hardware parts out of reach of children.
- It is recommended to require 2 persons to complete the assembly.