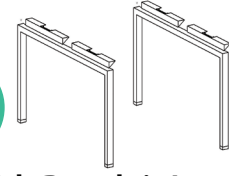



spec **it.**



OFD-4830BI-

48 x 30 Training Table with Bench it Legs



Max. Overall Size: 48"W x 30"D x 29.5"H

- Bench it Adjustable End Legs with Glides for 24"-30"-36"D Work Surface Available in Brushed Silver (-BS) or White (-WH)












- Includes Bench it Adjustable Cable Trough for 46"-72" Work Surfaces Available in Brushed Silver (-BS) or White (-WH)

- 1.2" Laminate Top with 3mm Impact-Resistant PVC Edge Band, Available in Burnt Strand (-6307), Sarum Twill (-8827), Wheat Strand (-6212), Brite White (-459), Wenge Strand (-6306), or Walnut Block (-WNB)

- 48" Top Includes One Center Grommet

How to Order
(Training Table Item# - Laminate Code - Paint Code)
 Example = **OFD-4830BI-6307-BS**

Tops are double sided: -6307/-8827, -6212/-459, -6306/-WNB

							
-6307	-8827	-6212	-459	-6306	-WNB	-BS	-WH
Burnt Strand Top	Sarum Twill Top	Wheat Strand Top	Brite White Top	Wenge Strand Top	Walnut Block Top	Brushed Silver Legs	White Legs
							
Dark Gray Edge Band <small>(for Burnt Strand and Sarum Twill Top)</small>	White Edge Band <small>(for Brite White and Wheat Strand Top)</small>	Dark Brown Edge Band <small>(for Wenge Strand and Walnut Block Top)</small>					

